



Prescott Area Iris Society

President's Message



Now, at long last, the real fun begins! Watching the leaves on my irises grow tall and green and healthy, and then discovering the bloom stalks hidden amongst them—how could I have missed that? Surely, they weren't there yesterday!

Iris photos posted online by enthusiasts in warmer climes around the country (and around the world) have whet my appetite. Here in Prescott, it's finally our time. I hope all our PAIS members have an outstanding bloom season over the next six weeks.

The gardens at Yavapai College, Sharlot Hall Museum, and Embry Riddle University should be spectacular. Keep your eyes open around town, too. Many of our neighbors are growing iris...invite them to our next meeting and our sales! They might even want to trade rhizomes later this year...especially if you offer to help dig and divide.

Hope to see you soon,
Marty Boxer

Table of Contents

President's Message	1
Louisiana Irises	1
Pioneer Home	2
Fall Conference	2
Music/Art Irises	2
PAIS Meeting	3
Bloomer-Rang Iris Farm	4
Elk Path Irises	5
Favorite Garden View	6
April Blooms	7-9
Favorite Gardens	10
Photo Content & Ice Cream Social	11
Kaleidoscope of Color Flyer	12
Kaleidoscope Details	13
Ready, Set, Showtime!	14-15
Master Gardener Flyer	16
Calendar of Events	17
Birthdays and New Members	18

Louisiana Irises in Arizona? Yes!



Gary Miller grows and hybridizes Louisiana Irises in our very dry and hot desert. He creates the environment for these water lovers by digging out a bed and inserting a pool liner that keeps the moisture available to thirsty roots. The Louisiana irises are then potted and placed into the bed. You might try Louisiana irises in a bed like this (Gary's bed below) or in a gray water release area. Penni Davey won one of his hybridizations last year and it is blooming: Goodwin Fire (pictured top left).



Miller's hybrid Arizona Creole Princess is pictured right.



Pioneer Home



Greetings to all! As indicated in our last newsletter, we will be designing and dedicating an iris garden to the Arizona Pioneers Home in Prescott. The location has been determined and I will be working with the grounds staff to prepare the area for planting between August and early October. We will be looking for iris with western and Pioneer themes that you have or could provide. The general themes and categories will be anything Western:

western place names, i.e., Grand Canyon, Tukumcari, Tucson
pioneer names, i.e., Pioneer, Pioneer Woman, Denver Pioneer
rodeos, i.e., Bronco Down, Rodeo, Rodeo Girl
cowboy, i.e., Rustler, Rustler's Rhapsody, Neon Cowboy,
Cowboy's Journey
Indian, i.e., Navajo, Indian Chief, Apache
mining i.e., Gold Dust Woman, Hi Ho Silver, Silverado, Copper
Classic
and other western-related iris name.

Please email Dennis Luebkin at dlobkin@q.com or call 623-980-6627 with the names of irises you can provide by June 1st. Please pot the iris and get them to Dennis by August 15th. Thank you for your cooperation in helping to establish this Garden at the Pioneer Home.

Dennis Luebkin

Pictured above: Dennis Luebkin appeals to the PAIS members at the April meeting for donations. Pictured Left: California Gold



Fall Conference




Isabel Olsen is creating the centerpieces for the upcoming Iris in the Pines Region 15 Fall Conference. She is collecting empty coffee containers (pictured behind the sticks) or empty vinegar containers. Additionally, sticks are needed that look like the ones featured above. They need to be straight. Please help out by bringing these items to one of the upcoming

PAIS meetings. Hybridizer Rick Tasco will be the feature at the October 12th conference, so save the date.




Yavapai Sculpture Garden Collection

PAIS will be collecting irises that fall under the category of music and art for the Richard Marcusen Yavapai Garden. Do you have irises, such as Twilight Symphony, Art Show, Blank Verse, Villanelle, Soft Jazz, Impressionist (pictured below), or any other artistically named cultivar? Consider donating to a good cause.



PAIS April Meeting

During the April 20th PAIS General Meeting, speaker Lisa Fahey and her granddaughter Ella spoke about their family endeavor, Bloomer-Rang Iris Farm. They gave a wonderful presentation about the learning curve of growing irises and running a family-friendly farm. They raffled off items, as did PAIS so there were lots of happy winners! 1. Ella and Lisa Fahey 2. Lisa Fahey 3. Robin Walter, Kathleen Shaffer, Lisa Fahey, Larry Montgomery, Ida Ruiz 4. Bridget Bernardi 5. Marty Boxer 6. guest Kevin Richards 7. Robin Walter, Marty Boxer, Cynthe Brush 8. Gary Miller's Prize 9. Joanne Moorhouse & Kellie Smith 10. meeting attendees



Bloomer-Rang Iris Farm Spring Garden Tours



Rich and Lisa Fahey of Bloomer-Rang iris Farm will open their extensive iris gardens and farm to the public beginning May 7th. Their family-friendly farm, located in Wilhoit, will be a fun, beauty-filled adventure for everyone. The irises will be in bloom. They are sponsoring a Mother's Day Event that takes place May 7th-11th. Make reservations on their website <https://bloomerrangirisfarm.com> or email at Bloomerrangirisfarm@gmail.com. Additionally, they will be open for visits beginning May 7th, daily throughout May. Please call ahead [330-958-0319](tel:330-958-0319).

You may bring a picnic lunch and relax in areas that they've provided.

Bloomer-Rang features several different iris fields. Additionally, there are chickens, horses, and donkeys. They say that if you bring carrots and apples the donkeys may adore you. The Faheys have the Bloomer-Rang Lounge, and you may have a chance to win a raffle prize if you fill out a ticket while resting there. Of course, there will be iris rhizomes available to purchase. Iris orders are filled in July and August after it is time to dig and split rhizomes.

Iris rhizomes will be available for purchase. You can place your order during your visit. Bloomer-Rang will deliver these orders in July and August after the bloom season is over and they are able to dig up those rhizomes.

Slots for visitations fill up quickly, so make arrangements for your visit as soon as possible at the website, or through email or phone call. Additionally, the farm will be open in June and July as long as there are blooms.

Bloomer-Rang Iris Farm is located at
9424 South Steven Trail, Wilhoit, AZ, 86332



Elk Path Irises in Pine

Up in Rim Country is my iris hobby farm that hosts over a thousand cultivars. Part of the landscape features a garden registered with the Historical Iris Preservation Society. This particular section focuses on irises registered before 1949. Another area focuses on historical irises from 1950-1993. As a registered garden, it is open to the public at least once a year. I will be opening up my garden 9 A.M. to 4 P.M. to the public on these days:

Sunday, May 12

Saturday, May 18

Sunday, May 19

Saturday, May 25

Sunday, May 26

Additionally, the Pandemic Garden features newer cultivars, registered from 2019 to 2023 and other beds feature many others that don't fit into any of the above categories.

If PAIS members need to visit on an alternate date, just email me at elkpathirises@gmail.com to make arrangements. I will also send very specific directions to my home via email. Be sure to wear sturdy shoes as the area is rocky and mountainous and elk frequent the garden. I literally have elk paths. (The rule is to stay away from them and don't feed them). Follow me on Elk Path Irises on Facebook to see the blooms in May and June. Pine and Strawberry are wonderful small mountain towns to visit and the Pine-Strawberry Memorial Day Arts and Crafts Festival is May 25-26. Birders are welcome and may arrange for earlier or later times. Join us!

Barb Walls



Survey

Favorite Garden View: Why do you love it or what it does for you ?



It is one of my favorite parts of my yard and I can enjoy it from my back patio every morning.

In the background Is “World Premier”. Left is “Circus Circus”, and on right is variegated leaf Pallida Verigata.

~Loretta Bresof

I have two large beds and two smaller beds. This year, just seeing all the healthy green foliage is wonderful. So many buds are still enclosed in their pods for protection, but soon they will burst forth in a sea of color.

~Jeri Conklin



I love setting my garden bench down in the driveway and looking over the garden while listening for birds. I like to think about what I will do next .

~Barb Walls



Western Meadow Vista: This view from our dining room and back deck. It features our Family Heritage Iris Bed under the tall Ponderosa. The irises cover 120 years of hybridizing from 1885 to 2023. Three other iris beds can be seen along with fruit trees and the beehive we're hosting.

~Cynthe Brush


Pamela Poco’s garden retreat (right)



Survey

My April Blooms: What is blooming this 2024 season in your yard?

These 3 "Littles" are blooming now in my April gardens



~Loretta Bresof


Fringe of Gold is blooming.

~Penni Davey



Long Embrace is blooming in my friend's garden in Chandler.

~Vi Zepeda



Duplication is blooming on April 22, 2024 (Sutton 2011).

~Gary Miller

My April Blooms: What is blooming this 2024 season in your yard?



Vibrations bloomed!

~Marge Larson



The early IB Crimson King, the “Prescott Iris” (left), SDB Going in Circles (top), and SDB Fire are blooming.

~Cynthe Brush



Autumn Circus (above) and Lest We Forget (left) are in bloom April 25.

~Marty Boxer


In Prescott Valley, we are 5000' and I have nothing bursting in bloom yet. Everything is still sleeping and transforming.

~Jeri Conklin

Up in Pine I have Crimson King blooming and a multitude of buds. May is my month!

~Barb Walls

My April Blooms: What is blooming this 2024 season in your yard?



Nth Degree (above left) is by Tom Burseen and it can hardly open – the pom pom (Novelty) is huge! A petal closeup shows the pom (left) Power Play in bloom! (above)

~Marge Larson



Entangled



Entangled (left) is a new absolute favorite of mine. This was a first time bloomer in 2024 for me. This iris is so different and stunning.

Double Your Fun is my all time favorite iris. I think it is because it was my first introduction to rebloomers. Can't get enough of her !

~Sandra Schilling

Survey What are some of your favorite gardens to see irises? Are you visiting any iris gardens or tours this season?



Sharlot Hall Historic Iris Gardens (left) and Yavapai College Sculpture Garden (top) are two, not-to-be-missed, marvelous public gardens that PAIS volunteers help plant and maintain. I look forward to visiting each garden several times from late April to early June.
~Cynthe Brush



I enjoy the gardens at the Payson Campus of Eastern Arizona College. The Rim Country Garden Club has planted irises and a variety of interesting plants. It's quite peaceful to sit on a bench and decompress in this garden.

~Barb Walls

15th Annual Photo Contest & Ice Cream Social

Photos, Ice Cream & Prizes, oh my!

Saturday June 15th 2024



- * Only PAIS members are eligible to enter.
- *Photos must be 8” x 10” and unmatted.
- *Photos can be taken anywhere, anytime but must be taken by the entrant.
- *Photos may only be entered once.
- *You may enter one photo in each of four categories, which are...

Category A: Habitat - Iris landscape or iris scene

Category B: Individual iris

Category C: Artistic – Macro and/or photoshopped enhancement of iris

Category D: Iris & Others - irises with insects, animals, people...any or all, your choice

Entrants, please come to the ‘Contest Registration’ table to submit your photo/s, which you have written on the back, your name and the category you are entering it in. Soft pencil or a sticky note will work, so long as it is legible.

No photographers name will be displayed as it is a ‘popular choice’ contest. Everyone who comes to the meeting will be given a voting slip to choose their favorite in each category.

When voting is finished, there will be tallying by our ‘very talented talliers’. Winners & runners-up, in all categories, will be announced and prizes will be awarded.

1st place winners will receive \$25.00 Mortimers Nursery gift cards and great prizes for runners up.



2024
KALEIDOSCOPE OF COLOR
Prescott's Festival of Iris

Saturday, May 11

10:00 AM to 2:00 PM

Stoneridge Community Center

1300 Stoneridge Drive, Prescott Valley, AZ



- **View iris blooms and floral arrangements**

You can enter your irises or arrangements—visit the website for information

- **Vote for your favorite iris**
- **Watch an iris planting demonstration**
- **Become a member**
- **Purchase potted iris**

Proceeds support Yavapai College scholarships and local food banks



Visit our website <http://>



prescottirissociety.org

PAIS Board of Directors—2024

President	Marty Boxer
Vice President	Vicki Hughes
Director at Large	Kathleen Shaffer
Secretary	Jeri Conklin
Treasurer	Sherry Williams & Julianna Stewart
Exhibit Committee	Sherry Williams, Sandy Schilling

OUR NEXT EVENT

Summer Rhizome Sale
Saturday, July 27, 2024
Stoneridge Community Center
1300 Stoneridge Drive
Prescott Valley

Join PAIS

Six general meetings are held yearly, plus a variety of garden & social events.

Annual Dues: \$12 per Household

<http://prescottirissociety.org>

Like us on Facebook



KALEIDOSCOPE OF COLOR Prescott's Annual Festival of Iris

Prescott Area Iris Society



May 11, 2024

10:00 AM to 2:00 PM
Stoneridge Community Center
1300 Stoneridge Dr.
Prescott Valley, Az 86314



Prescott Area Iris Society Proudly Presents *Kaleidoscope of Color*

You are invited to enter your iris blooms and floral arrangements in the Annual Iris Exhibit sponsored by the Prescott Area Iris Society. Prizes will be awarded based on the Peoples' Choice vote for each entry category.

General Show Rules

1. Exhibition privileges are open to all without charge.
2. Entries will be accepted from 8:00 to 9:30 a.m. Late entries will be accepted for display only.
3. Iris blooms must be clearly, correctly and completely identified and entered in the proper category. Prior to the exhibit, know the name of your iris and year the iris was introduced to determine if your iris may be entered in the Historic section. To locate a photo of your iris entry and verify details, check the American Iris Society *Iris Encyclopedia* online: <http://wiki.irises.org/bin/view>.
4. Containers, water and entry tags will be furnished by the society.
5. Peoples' Choice voting will be conducted from 10:00 a.m. to 1:30 p.m.
6. All entries must be removed by 2:15 PM on May 11.
8. Grandma's Garden will be a display only section for unidentified iris. Unidentified iris will not be eligible for an award.
9. For more information, contact:
Sherry 714-515-2160 Sandy 602-403-8166

Horticulture Rules

1. Entries must have been grown and entered in-person by the exhibitor.
2. Exhibitors may enter only one stalk of any named iris, but may enter as many varieties as desired.
3. Display containers will be furnished by the Committee. Shims and spacers are provided by the participant.
4. Entries will be placed on the exhibit table by the committee.
5. Unidentified and incorrectly identified entries will not be eligible for an award and will be placed in Grandma's Garden.

Horticulture Division Sections

Section A	Tall Bearded (TB)
Section B	Median Bearded (IB, MTB, BB, SDB)
Section C	Aril and Arilbred (AB)
Section D	Beardless—Spuria (SP) Louisiana (LA)
Section E	Novelty, space age
Section F	Historic Iris introduced prior to 1993
Section G	Yellow Iris

Artistic Design—Bee Happy

1. Arrangements must be the work of the exhibitor, but the plant material need not have been grown by the exhibitor.
2. Iris must be used in all arrangements and should be the predominate feature. Containers should be marked on the underside with the owner's name and address.

Peoples' Choice Awards

Best of Show	Best Beardless
Best Tall Bearded 1st, 2nd, 3rd	Best Novelty
Best Median Bearded	Best Aril and Arilbred
Best Artistic Design	Best Historic prior to 1993
	Best Yellow Iris

Peoples' Choice winners will receive a Mortimer Gift Certificate.

Grandma's Garden: Many beautiful, unidentified iris are grown in Prescott gardens. If you don't know the iris name, it will be displayed in a special section for everyone's enjoyment. Unidentified iris are not eligible for awards.

The Prescott Area Iris Society assumes no responsibility for damage to or loss of property.

Ready, Set – Showtime! For Irises, that is!

Do's:

- Choose a stalk with at least one bloom
- Present the stalk well – see Tips and Tricks, below
- Opt for a candelabra stalk for tall bearded varieties – flowers held well away from stalk, with branches on each side of stalk
- Select a stalk with a gentle “S-curve” if possible for TB, IB, and BB varieties
- Aim for flowers on the upper 2/3's of stalk (the 2/3's rule)
- Show many varieties, including older and newer ones – only one stalk per variety, though

No No's:

- Water spots – water the soil only
- Petals touching stalks – use a piece of Styrofoam plate cut into a rectangle with a V notch at each end. Put in place five days before the show to help adjust the positioning. Slide it down daily to widen the gap.
- Flowers touching each other – see use of Styrofoam plate above.
- Bugs, dirt, or debris – carefully remove with a moist Q-tip.
- Tears and blemishes – tiny tears ok
- Missing flower parts
- Dead or past their prime blooms – remove these carefully and unobtrusively
- Fingerprints on the stalks – handle stalk by very bottom – can brush on talcum powder lightly to hide fingerprints
- Poor presentation – presentation is just as important as a beautiful and perfect blossom

Tricks and Tips!

- Flowers which have opened naturally in the garden are best.
- Consider bringing your irises in loose bud to the show the night before so that they will open overnight and be in excellent condition.
- An almost-open bud can be slowed down by pinning a paper towel around it before transporting it to the show the night before. Remove towel upon arrival.
- Slow a bud down in the refrigerator.
- Hasten a bud with watering, especially if the weather has been dry.
- Hasten a bud with warmth and bright light, perhaps on top of a water heater, with a nearby lamp.
- Cut early if high winds are forecast. Or rain. Always cut early or late in day (most water, etc. in stalk).
- Cut the stalk at its base in the garden and trim it under water at the show, if necessary.
- Transport irises with utmost care:
 - Use a bucket with pieces of PVC pipe, or rolled newspapers to hold the stems upright. Be sure to add water.
 - Use PVC pipe and PVC glue to create a carrying contraption - a grid with uprights for the stems and water.
 - Use a deep bucket, basket, or crate with vases or wine bottles. Be sure these are cleaned with some bleach.

At the Show:

- You must use a vase that has been provided. Fill out and attach a label. Fold label to hide personal info.
- Cut stem if need be so that flowers are on upper 2/3's of stalk.
- If stalk is too short, a piece of stalk may be used beneath it to raise it up. Be sure water reaches upper stalk.
- Wedge stalks discretely with bits of foam or cotton.

- Center the main stalk so that it is directly over the vase.
- Turn the stalk so that any damaged (torn, broken, or creased) petals are in the back.
- Tidying - remove up to 1/4" of damaged foliage, following natural contour of leaf. remove spent terminal blossoms and brown sheaths at base of flowers, if necessary. Trim them neatly.
- If there are two blooms per socket, trim one away. Same if there is a bud touching the flower.
- Be sure that the best side of the flower stalk is facing forward and that blossoms are not blocked by a leaf. Carefully attach the label to the vase to indicate the front of the stalk.
- Collections – the stalks should have similar branching, curves, and number of blooms. They need not be the same cultivar, but must be the same type (tall bearded, spuria, etc.). They will be judged on balance, proportion, and color combination.

The irises you bring do not have to be perfect. Part of our mission is to entice and educate the public about irises. And to have fun!!! You must have grown the irises that you show, though. (And that is a big part of the fun)! You do not have to grow the irises that you use in the artistic arrangements.

Sources: Two PowerPoints: "Grooming," by Scarlett Ayres of the Mesilla Valley Iris Society, New Mexico, and "Stalking for the Best of Show," by AIS. Modified and summarized by Sue Clark for TAIS, 2018, with additions by Joyce Knill in 2023



A Grape Fit (above) photo by Pamela Poco

Prescott Area

MASTER GARDENER



YAVAPAI COUNTY

Garden Tour

of 4 Master Gardeners' Gardens

Saturday, June 15, 2024, 8:15am – 3:00pm

See examples of, and learn from Master Gardeners about:

- *Rainwater harvesting*
- *Attracting pollinators to your garden*
- *Landscaping with native plants*
- *Composting*
- *Building a Koi Pond to attract wildlife*
- *And much more*



<https://bit.ly/49ZzUVT>

Tickets are available starting May 15 at:

Prescott

Cooperative Extension office
The Lookout
The Native Garden

Prescott Valley

Rafter Eleven

Chino Valley

Earthworks

Camp Verde

Cooperative Extension office

\$20.00 - Cash only

**For ticket availability on tour day or for more information contact:
Cathy at 928.830.0943 or cmichener2714@gmail.com**

2024 Calendar of Events

Unless otherwise stated, all events will be held at Stoneridge Community Center, 1300 Stoneridge Drive, Prescott Valley, 86314

May 10 Setup Iris Exhibit and Sale 4-7 P.M. May 11 Iris Exhibit and Sale final setup 7:30 - 9:30 A.M.
Public entry 10 A.M. - 2 P.M.

June 15 General Club Meeting, Ice Cream Social, Photo Contest July Marking Party (date and venue TBD)

July 26 Rhizome Sale Setup 10 A.M. Stoneridge Community Center

July 27 Rhizome Sale 10 A.M.- 2 P.M. Stoneridge Community Center


August/September Potting Party (date and venue TBD)

September 21 General Club Meeting and Iris Silent Auction Speaker - PAIS Member Isabel Olsen presenting “Creative Design.”

October 12 Region 15 Fall Conference at the Highlands Center of Natural History Registration form & more details in future newsletters.

November 16 General Club Meeting and 2025 PAIS Board Election Guest Speaker - Kathy Chilton – who has the distinction of an iris named in her honor.

General meetings are 1:30 - 3:30 P.M. Speakers & Guest Speakers will be updated if there are any changes. Board meetings are at 10 A.M. on General Club Meeting days. All updates and announcements will be emailed (and included in the newsletter when possible), so be sure not to miss out on all PAIS happenings by keeping your email address up to date.



Nancy Lefler’s photos: Pictured above—Awesome Alex
Pictured right—Center Line

Happy Birthday to our PAIS
Members

May 4 Bob Knill
May 9 Diana Ashby
May 15 Johanna Van Klompburg
May 16 Jody Bartling
May 24 Vicki Hughes
May 24 Helene Rupp
May 29 Yvonne Morlan

Welcome New Members

Diana Ashby
Lisa & Rich Fahey
James (Jim) Obermeyer



Photos by Pamela POCO